

Table of Contents

Stainless Steel Fasteners

Stainless Steel Fastener Guide	2
Hex Head Cap Screws - Grade 18-8	3-6
Hex Nuts, Flat Washers and Lock Washers - Grade 18-8	6
Assortment, Cap Screw, Hex Nut and Flat Washer - Grade 18-8	7
Assortment, Cap Screw, Hex Nut and Flat Washer and Lock Washer - Grade 18-8	8
Hex Head Cap Screws - Grade 316	9-11
Hex Nuts, Flat Washers and Lock Washers - Grade 316	11
Assortment, Cap Screw, Hex Nut and Flat Washer - Grade 316	12
Assortment, Cap Screw, Hex Nut and Flat Washer and Lock Washer - Grade 316	13
Pan Head Machine Screws - Phillips Drive - Grade 18-8	14-15
Assortment - Grade 18-8	16
Oval Head Machine Screws - Phillips Drive - Grade 18-8	17-18
Assortment - Grade 18-8	19
Flat Head Machine Screws - Phillips Drive - Grade 18-8	20-21
Assortment - Grade 18-8	22
Round Head Machine Screws - Slotted Drive - Grade 18-8	23-24
Assortment - Grade 18-8	25-26
Pan Head Machine Screws - Slotted Drive - Grade 18-8	27-28
Assortment - Grade 18-8	29
Flat Head Machine Screws - Slotted Drive - Grade 18-8	30-31
Assortment - Grade 18-8	32
Machine Screw - Hex Nuts, Flat Washers and Lock Washers - Grade 18-8	33
Assortment, Grade 18-8	33
Tapping Screws, Pan Head - Phillips Drive - Grade 18-8	34-35
Assortment - Grade 18-8	35

Stainless Steel Guide

All GARD stainless steel fasteners are corrosion resistant; cannot be hardened by heat treatment and are non-magnetic for all practical purposes.

18-8 Stainless Steel

General purpose, with good strength properties. Resistant to many corrosive conditions.



Types of industry: food, dairy, wine, chemical, pulp and paper, pharmaceutical, boating, swimming pool, pollution control, electronic, medical, hospital equipment, computer or textile.

316 Stainless Steel

Best corrosion resistance of the standard stainless steels. Excellent resistance to pitting and most chemicals.



Types of industry: paper mill machinery parts, photographic industry parts and containers, food preparation, laboratory equipment, and other industry. High temperature strength.

If you require further grade specifications, please contact GARDs Technical Support Department.

Hex Head Cap Screws

Grade 18-8 Stainless Steel

1/4 x 20
Stainless Steel
Hex Head Cap Screw



Dimension	x	Length	Part No.
1/4-20		1/2"	12-420-08
1/4-20		5/8"	12-420-10
1/4-20		3/4"	12-420-12
1/4-20		7/8"	12-420-14
1/4-20		1"	12-420-16
1/4-20		1-1/4"	12-420-20
1/4-20		1-1/2"	12-420-24
1/4-20		1-3/4"	12-420-28
1/4-20		2"	12-420-32
1/4-20		2-1/4"	12-420-36
1/4-20		2-1/2"	12-420-40
1/4-20		2-3/4"	12-420-44
1/4-20		3"	12-420-48
1/4-20		3-1/4"	12-420-52
1/4-20		3-1/2"	12-420-56
1/4-20		4"	12-420-64
1/4-20		4-1/2"	12-420-72
1/4-20		5"	12-420-80
1/4-20		5-1/2"	12-420-88
1/4-20		6"	12-420-96

5/16 x 18
Stainless Steel
Hex Head Cap Screw



Dimension	x	Length	Part No.
5/16-18		1/2"	12-518-08
5/16-18		5/8"	12-518-10
5/16-18		3/4"	12-518-12
5/16-18		7/8"	12-518-14
5/16-18		1"	12-518-16
5/16-18		1-1/4"	12-518-20
5/16-18		1-1/2"	12-518-24
5/16-18		1-3/4"	12-518-28
5/16-18		2"	12-518-32
5/16-18		2-1/4"	12-518-36
5/16-18		2-1/2"	12-518-40
5/16-18		2-3/4"	12-518-44
5/16-18		3"	12-518-48
5/16-18		3-1/2"	12-518-56
5/16-18		4"	12-518-64
5/16-18		4-1/2"	12-518-72
5/16-18		5"	12-518-80
5/16-18		5-1/2"	12-518-88
5/16-18		6"	12-518-96

Hex Head Cap Screws

Grade 18-8 Stainless Steel

3/8 x 16 Stainless Steel Hex Head Cap Screw



Dimension	x	Length	Part No.
3/8-16		1/2"	12-616-08
3/8-16		5/8"	12-616-10
3/8-16		3/4"	12-616-12
3/8-16		7/8"	12-616-14
3/8-16		1"	12-616-16
3/8-16		1-1/4"	12-616-20
3/8-16		1-1/2"	12-616-24
3/8-16		1-3/4"	12-616-28
3/8-16		2"	12-616-32
3/8-16		2-1/4"	12-616-36
3/8-16		2-1/2"	12-616-40
3/8-16		2-3/4"	12-616-44
3/8-16		3"	12-616-48
3/8-16		3-1/4"	12-616-52
3/8-16		3-1/2"	12-616-56
3/8-16		3-3/4"	12-616-60
3/8-16		4"	12-616-64
3/8-16		4-1/2"	12-616-72
3/8-16		5"	12-616-80
3/8-16		5-1/2"	12-616-88
3/8-16		6"	12-616-96

1/2 x 13 Stainless Steel Hex Head Cap Screw



Dimension	x	Length	Part No.
1/2-13		3/4"	12-813-12
1/2-13		7/8"	12-813-14
1/2-13		1"	12-813-16
1/2-13		1-1/4"	12-813-20
1/2-13		1-1/2"	12-813-24
1/2-13		1-3/4"	12-813-28
1/2-13		2"	12-813-32
1/2-13		2-1/4"	12-813-36
1/2-13		2-1/2"	12-813-40
1/2-13		2-3/4"	12-813-44
1/2-13		3"	12-813-48
1/2-13		3-1/4"	12-813-52
1/2-13		3-1/2"	12-813-56
1/2-13		3-3/4"	12-813-60
1/2-13		4"	12-813-64
1/2-13		4-1/2"	12-813-72
1/2-13		5"	12-813-80
1/2-13		5-1/2"	12-813-88
1/2-13		6"	12-813-96

Hex Head Cap Screws

Grade 18-8 Stainless Steel

5/8 x 11 Stainless Steel Hex Head Cap Screw



Dimension	x	Length	Part No.
5/8-11		1"	12-1011-16
5/8-11		1-1/4"	12-1011-20
5/8-11		1-1/2"	12-1011-24
5/8-11		1-3/4"	12-1011-28
5/8-11		2"	12-1011-32
5/8-11		2-1/4"	12-1011-36
5/8-11		2-1/2"	12-1011-40
5/8-11		2-3/4"	12-1011-44
5/8-11		3"	12-1011-48
5/8-11		3-1/4"	12-1011-52
5/8-11		3-1/2"	12-1011-56
5/8-11		3-3/4"	12-1011-60
5/8-11		4"	12-1011-64
5/8-11		4-1/2"	12-1011-72
5/8-11		5"	12-1011-80
5/8-11		5-1/2"	12-1011-88
5/8-11		6"	12-1011-96

3/4 x 10 Stainless Steel Hex Head Cap Screw



Dimension	x	Length	Part No.
3/4-10		2"	12-1210-32
3/4-10		2-1/4"	12-1210-36
3/4-10		2-1/2"	12-1210-40
3/4-10		3"	12-1210-48
3/4-10		3-1/4"	12-1210-52
3/4-10		3-1/2"	12-1210-56
3/4-10		4"	12-1210-64
3/4-10		4-1/2"	12-1210-72
3/4-10		5"	12-1210-80
3/4-10		5-1/2"	12-1210-88
3/4-10		6"	12-1210-96

7/8 x 9 Stainless Steel Hex Head Cap Screw



Dimension	x	Length	Part No.
7/8-9		2"	12-1409-32
7/8-9		2-1/4"	12-1409-36
7/8-9		3"	12-1409-48
7/8-9		3-1/4"	12-1409-52
7/8-9		3-1/2"	12-1409-56
7/8-9		4"	12-1409-64
7/8-9		5"	12-1409-80
7/8-9		5-1/2"	12-1409-88
7/8-9		6"	12-1409-96

STAINLESS STEEL FASTENERS 5

Hex Head Cap Screws

Grade 18-8 Stainless Steel


1 x 8
Stainless Steel
Hex Head Cap Screw



Dimension	x	Length	Part No.
1-8		2"	12-1608-32
1-8		2-1/2"	12-1608-40
1-8		3"	12-1608-48
1-8		3-1/2"	12-1608-56
1-8		4"	12-1608-64
1-8		4-1/2"	12-1608-72
1-8		5"	12-1608-80
1-8		5-1/2"	12-1608-88

Hex Nuts,
Flat and Lock Washers
 Grade 18-8 / Stainless Steel


Flat Washers



USS Flat Washer

I.D.	O.D.	Part No.
1/4"	5/8"	12F-400-U
5/16"	3/4"	12F-500-U
3/8"	1"	12F-600-U
1/2"	1-1/4"	12F-800-U
5/8"	1-1/2"	12F-1000-U
3/4"	1-7/8"	12F-1200-U
7/8"	2-1/4"	12F-1400-U
1"	2-1/2"	12F-1600-U

Hex Nuts



I. D.	Part No.
1/4-20	12N-420
5/16-18	12N-518
3/8-16	12N-616
1/2-13	12N-813
5/8-11	12N-1011
3/4-10	12N-1210
7/8-9	12N-1409
1"-8	12N-1608

Lock Washers



I. D.	Part No.
1/4"	12L-400
5/16"	12L-500
3/8"	12L-600
1/2"	12L-800
5/8"	12L-1000
3/4"	12L-1200
7/8"	12L-1400
1"	12L-1600

SAE Flat Washer

I.D.	O.D.	Part No.
1/4"	1/2"	12F-400-S
5/16"	11/16"	12F-500-S
3/8"	13/16"	12F-600-S
1/2"	1-1/16"	12F-800-S
5/8"	1-5/16"	12F-1000-S
3/4"	1-7/16"	12F-1200-S
7/8"	1-3/4"	12F-1400-S

Stainless Steel Hex Head Cap Screw Assortment

1,590 Piece Total
Including 2 Steel Bins
USS 1/4" thru 3/4"
S.S. (18-8)
Part Number: 500-12



Hex Head Cap Screw

Dimension	Part Number	Qty.
1/4-20 x 1/2"	12-420-08	50
1/4-20 x 3/4"	12-420-12	50
1/4-20 x 1"	12-420-16	25
1/4-20 x 1-1/4"	12-420-20	25
1/4-20 x 1-1/2"	12-420-24	25
1/4-20 x 1-3/4"	12-420-28	25
1/4-20 x 2"	12-420-32	25
1/4-20 x 2-1/4"	12-420-36	25
1/4-20 x 2-1/2"	12-420-40	25
1/4-20 x 3"	12-420-48	25
5/16-18 x 1/2"	12-518-08	25
5/16-18 x 3/4"	12-518-12	25
5/16-18 x 1"	12-518-16	25
5/16-18 x 1-1/4"	12-518-20	12
5/16-18 x 1-1/2"	12-518-24	12
5/16-18 x 1-3/4"	12-518-28	12
5/16-18 x 2"	12-518-32	12
5/16-18 x 2-1/4"	12-518-36	12
5/16-18 x 2-1/2"	12-518-40	12
5/16-18 x 3"	12-518-48	12
3/8-16 x 3/4"	12-616-12	12
3/8-16 x 1"	12-616-16	12
3/8-16 x 1-1/4"	12-616-20	12
3/8-16 x 1-1/2"	12-616-24	12
3/8-16 x 1-3/4"	12-616-28	12
3/8-16 x 2"	12-616-32	12
3/8-16 x 2-1/4"	12-616-36	6
3/8-16 x 2-1/2"	12-616-40	6
3/8-16 x 3"	12-616-48	6

Hex Head Cap Screw (cont.)

Dimension	Part Number	Qty.
1/2-13 x 1"	12-813-16	6
1/2-13 x 1-1/4"	12-813-20	6
1/2-13 x 1-1/2"	12-813-24	6
1/2-13 x 1-3/4"	12-813-28	6
1/2-13 x 2"	12-813-32	6
1/2-13 x 2-1/4"	12-813-36	6
1/2-13 x 2-1/2"	12-813-40	6
1/2-13 x 3"	12-813-48	6
5/8-11 x 1-1/2"	12-1011-24	6
5/8-11 x 1-3/4"	12-1011-28	6
5/8-11 x 2"	12-1011-32	6
5/8-11 x 2-1/4"	12-1011-36	6
5/8-11 x 2-1/2"	12-1011-40	6
5/8-11 x 3"	12-1011-48	6
5/8-11 x 3-1/2"	12-1011-56	3
3/4-10 x 2"	12-1210-32	3
3/4-10 x 2-1/4"	12-1210-36	3
3/4-10 x 2-1/2"	12-1210-40	3
3/4-10 x 3"	12-1210-48	3
3/4-10 x 3-1/2"	12-1210-56	3



Hex Nut

I.D.	Part No.	Qty.
1/4-20	12N-420	100
5/16-18	12N-518	100
3/8-16	12N-616	50
1/2-13	12N-813	25
5/8-11	12N-1011	25
3/4-10	12N-1210	12

Flat Washer

I.D.	Part No.	Qty.
1/4"	12F-400-U	200
5/16"	12F-500-U	200
3/8"	12F-600-U	100
1/2"	12F-800-U	50
5/8"	12F-1000-U	50
3/4"	12F-1200-U	25

STAINLESS STEEL FASTENERS 7

Stainless Steel Hex Head Cap Screw Assortment

1,902 Piece Total
Including 2 Steel Bins
USS 1/4" thru 3/4" / S.S. (18-8)
Part Number: 500-12LW

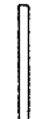


Hex Head Cap Screw

Dimension	Part Number	Qty.
1/4-20 x 1/2"	12-420-08	50
1/4-20 x 3/4"	12-420-12	50
1/4-20 x 1"	12-420-16	25
1/4-20 x 1-1/4"	12-420-20	25
1/4-20 x 1-1/2"	12-420-24	25
1/4-20 x 1-3/4"	12-420-28	25
1/4-20 x 2"	12-420-32	25
1/4-20 x 2-1/4"	12-420-36	25
1/4-20 x 2-1/2"	12-420-40	25
1/4-20 x 3"	12-420-48	25
5/16-18 x 1/2"	12-518-08	25
5/16-18 x 3/4"	12-518-12	25
5/16-18 x 1"	12-518-16	25
5/16-18 x 1-1/4"	12-518-20	12
5/16-18 x 1-1/2"	12-518-24	12
5/16-18 x 1-3/4"	12-518-28	12
5/16-18 x 2"	12-518-32	12
5/16-18 x 2-1/4"	12-518-36	12
5/16-18 x 2-1/2"	12-518-40	12
5/16-18 x 3"	12-518-48	12
3/8-16 x 3/4"	12-616-12	12
3/8-16 x 1"	12-616-16	12
3/8-16 x 1-1/4"	12-616-20	12
3/8-16 x 1-1/2"	12-616-24	12
3/8-16 x 1-3/4"	12-616-28	12
3/8-16 x 2"	12-616-32	12
3/8-16 x 2-1/4"	12-616-36	6
3/8-16 x 2-1/2"	12-616-40	6
3/8-16 x 3"	12-616-48	6

Hex Head Cap Screw cont.

Dimension	Part Number	Qty.
1/2-13 x 1"	12-813-16	6
1/2-13 x 1-1/4"	12-813-20	6
1/2-13 x 1-1/2"	12-813-24	6
1/2-13 x 1-3/4"	12-813-28	6
1/2-13 x 2"	12-813-32	6
1/2-13 x 2-1/4"	12-813-36	6
1/2-13 x 2-1/2"	12-813-40	6
1/2-13 x 3"	12-813-48	6
5/8-11 x 1-1/2"	12-1011-24	6
5/8-11 x 1-3/4"	12-1011-28	6
5/8-11 x 2"	12-1011-32	6
5/8-11 x 2-1/4"	12-1011-36	6
5/8-11 x 2-1/2"	12-1011-40	6
5/8-11 x 3"	12-1011-48	6
5/8-11 x 3-1/2"	12-1011-56	3
3/4-10 x 2"	12-1210-32	3
3/4-10 x 2-1/4"	12-1210-36	3
3/4-10 x 2-1/2"	12-1210-40	3
3/4-10 x 3"	12-1210-48	3
3/4-10 x 3-1/2"	12-1210-56	3



Hex Nut

I.D.	Part No.	Qty.
1/4-20	12N-420	100
5/16-18	12N-518	100
3/8-16	12N-616	50
1/2-13	12N-813	25
5/8-11	12N-1011	25
3/4-10	12N-1210	12

Flat Washer

I.D.	Part No.	Qty.
1/4"	12F-400-U	200
5/16"	12F-500-U	200
3/8"	12F-600-U	100
1/2"	12F-800-U	50
5/8"	12F-1000-U	50
3/4"	12F-1200-U	25

Lock Washer

I.D.	Part No.	Qty.
1/4"	12L-400	100
5/16"	12L-500	100
3/8"	12L-600	50
1/2"	12L-800	25
5/8"	12L-1000	25
3/4"	12L-1200	12

8 STAINLESS STEEL FASTENERS

Hex Head Cap Screws

Grade 316 Stainless Steel

1/4 x 20 Stainless Steel Hex Head Cap Screw



Dimension	x	Length	Part No.
1/4-20		1/2"	1316-420-08
1/4-20		5/8"	1316-420-10
1/4-20		3/4"	1316-420-12
1/4-20		1"	1316-420-16
1/4-20		1-1/4"	1316-420-20
1/4-20		1-1/2"	1316-420-24
1/4-20		1-3/4"	1316-420-28
1/4-20		2"	1316-420-32
1/4-20		2-1/4"	1316-420-36
1/4-20		3"	1316-420-48

5/16 x 18 Stainless Steel Hex Head Cap Screw



Dimension	x	Length	Part No.
5/16-18		1/2"	1316-518-08
5/16-18		3/4"	1316-518-12
5/16-18		1"	1316-518-16
5/16-18		1-1/4"	1316-518-20
5/16-18		1-1/2"	1316-518-24
5/16-18		1-3/4"	1316-518-28
5/16-18		2"	1316-518-32
5/16-18		2-1/4"	1316-518-36
5/16-18		2-1/2"	1316-518-40
5/16-18		2-3/4"	1316-518-44
5/16-18		3"	1316-518-48
5/16-18		3-1/2"	1316-518-56
5/16-18		4"	1316-518-64

3/8 x 16 Stainless Steel Hex Head Cap Screw



Dimension	x	Length	Part No.
3/8-16		1/2"	1316-616-08
3/8-16		5/8"	1316-616-10
3/8-16		3/4"	1316-616-12
3/8-16		1"	1316-616-16
3/8-16		1-1/4"	1316-616-20
3/8-16		1-1/2"	1316-616-24
3/8-16		1-3/4"	1316-616-28
3/8-16		2"	1316-616-32
3/8-16		2-1/4"	1316-616-36
3/8-16		2-1/2"	1316-616-40
3/8-16		2-3/4"	1316-616-44
3/8-16		3"	1316-616-48
3/8-16		4"	1316-616-64
3/8-16		4-1/2"	1316-616-72

Hex Head Cap Screws

Grade 316 Stainless Steel

1/2 x 13 Stainless Steel Hex Head Cap Screw



Dimension	x	Length	Part No.
1/2-13		3/4"	1316-813-12
1/2-13		1"	1316-813-16
1/2-13		1-1/4"	1316-813-20
1/2-13		1-1/2"	1316-813-24
1/2-13		1-3/4"	1316-813-28
1/2-13		2"	1316-813-32
1/2-13		2-1/4"	1316-813-36
1/2-13		2-1/2"	1316-813-40
1/2-13		3"	1316-813-48
1/2-13		3-1/2"	1316-813-56
1/2-13		4"	1316-813-64
1/2-13		5"	1316-813-80

5/8 x 11 Stainless Steel Hex Head Cap Screw



Dimension	x	Length	Part No.
5/8-11		1"	1316-1011-16
5/8-11		1-1/4"	1316-1011-20
5/8-11		1-1/2"	1316-1011-24
5/8-11		1-3/4"	1316-1011-28
5/8-11		2"	1316-1011-32
5/8-11		2-1/4"	1316-1011-36
5/8-11		2-1/2"	1316-1011-40
5/8-11		2-3/4"	1316-1011-44
5/8-11		3"	1316-1011-48
5/8-11		3-1/4"	1316-1011-52
5/8-11		3-1/2"	1316-1011-56
5/8-11		4"	1316-1011-64
5/8-11		5"	1316-1011-80
5/8-11		6"	1316-1011-96

3/4 x 10 Stainless Steel Hex Head Cap Screw



Dimension	x	Length	Part No.
3/4-10		1-1/2"	1316-1210-24
3/4-10		2"	1316-1210-32
3/4-10		2-1/4"	1316-1210-36
3/4-10		2-1/2"	1316-1210-40
3/4-10		2-3/4"	1316-1210-44
3/4-10		3"	1316-1210-48
3/4-10		3-1/4"	1316-1210-52
3/4-10		3-1/2"	1316-1210-56
3/4-10		4"	1316-1210-64
3/4-10		5"	1316-1210-80
3/4-10		6"	1316-1210-96

Hex Head Cap Screws

Grade 316 Stainless Steel

7/8 x 9
Stainless Steel
Hex Head Cap Screw



Dimension	x	Length	Part No.
7/8-9		2"	1316-1409-32
7/8-9		3"	1316-1409-48
7/8-9		4"	1316-1409-64
7/8-9		5"	1316-1409-80
7/8-9		6"	1316-1409-96


1 x 8
Stainless Steel
Hex Head Cap Screw

Dimension	x	Length	Part No.
1-8		3"	1316-1608-48
1-8		5"	1316-1608-80
1-8		6"	1316-1608-96


Hex Nuts, Flat and Lock Washers

Grade 316 / Stainless Steel

Hex Nuts Lock Washers USS Flat Washers



I. D.	Part No.
1/4-20	1316N-420
5/16-18	1316N-518
3/8-16	1316N-616
1/2-13	1316N-813
5/8-11	1316N-1011
3/4-10	1316N-1210
7/8-9	1316N-1409
1"-8	1316N-1608



I. D.	Part No.
1/4"	1316L-400
5/16"	1316L-500
3/8"	1316L-600
1/2"	1316L-800
5/8"	1316L-1000
3/4"	1316L-1200
7/8"	1316L-1400
1"	1316L-1600



I.D.	O.D.	Part No.
1/4"	5/8"	1316F-400-U
5/16"	3/4"	1316F-500-U
3/8"	1"	1316F-600-U
1/2"	1-1/4"	1316F-800-U
5/8"	1-1/2"	1316F-1000-U
3/4"	1-7/8"	1316F-1200-U
7/8"	2-1/4"	1316F-1400-U
1"	2-1/2"	1316F-1600-U

Stainless Steel Hex Head Cap Screw Assortment

1,552 Piece Total
Including 2 Steel Bins
USS 1/4" thru 3/4"
S.S. (316)
Part Number: 500-1316



Hex Head Cap Screw

Dimension	Part Number	Qty.
1/4-20 X 1/2"	1316-420-08	50
1/4-20 X 3/4"	1316-420-12	50
1/4-20 X 1"	1316-420-16	25
1/4-20 X 1-1/4"	1316-420-20	25
1/4-20 X 1-1/2"	1316-420-24	25
1/4-20 X 1-3/4"	1316-420-28	25
1/4-20 X 2"	1316-420-32	25
1/4-20 X 2-1/4"	1316-420-36	25
5/16-18 X 1/2"	1316-518-08	25
5/16-18 X 3/4"	1316-518-12	25
5/16-18 X 1"	1316-518-16	25
5/16-18 X 1-1/4"	1316-518-20	12
5/16-18 X 1-1/2"	1316-518-24	12
5/16-18 X 1-3/4"	1316-518-28	12
5/16-18 X 2"	1316-518-32	12
5/16-18 X 2-1/4"	1316-518-36	12
5/16-18 X 2-1/2"	1316-518-40	12
5/16-18 X 3"	1316-518-48	12
3/8-16 X 3/4"	1316-616-12	12
3/8-16 X 1"	1316-616-16	12
3/8-16 X 1-1/4"	1316-616-20	12
3/8-16 X 1-1/2"	1316-616-24	12
3/8-16 X 1-3/4"	1316-616-28	12
3/8-16 X 2"	1316-616-32	12
3/8-16 X 2-1/4"	1316-616-36	6
3/8-16 X 2-1/2"	1316-616-40	6
3/8-16 X 3"	1316-616-48	6
1/2-13 X 1"	1316-813-16	6
1/2-13 X 1-1/4"	1316-813-20	6
1/2-13 X 1-1/2"	1316-813-24	6

Hex Head Cap Screw cont.

Dimension	Part Number	Qty.
1/2-13 X 1-3/4"	1316-813-28	6
1/2-13 X 2"	1316-813-32	6
1/2-13 X 2-1/4"	1316-813-36	6
1/2-13 X 2-1/2"	1316-813-40	6
1/2-13 X 3"	1316-813-48	6
5/8-11 X 1-1/2"	1316-1011-24	6
5/8-11 X 1-3/4"	1316-1011-28	6
5/8-11 X 2"	1316-1011-32	6
5/8-11 X 2-1/4"	1316-1011-36	6
5/8-11 X 2-1/2"	1316-1011-40	6
5/8-11 X 3"	1316-1011-48	6
5/8-11 X 3-1/2"	1316-1011-56	3
5/8-11 X 4"	1316-1011-64	3
3/4-10 X 1-1/2"	1316-1210-24	3
3/4-10 X 2"	1316-1210-32	3
3/4-10 X 2-1/4"	1316-1210-36	3
3/4-10 X 2-1/2"	1316-1210-40	3
3/4-10 X 3"	1316-1210-48	3
3/4-10 X 3-1/2"	1316-1210-56	3
3/4-10 X 4"	1316-1210-64	3



Hex Nut

I.D.	Part No.	Qty.
1/4-20	1316N-420	100
5/16-18	1316N-518	100
3/8-16	1316N-616	50
1/2-13	1316N-813	25
5/8-11	1316N-1011	25
3/4-10	1316N-1210	15

Flat Washer

I.D.	Part No.	Qty.
1/4"	1316F-400-U	200
5/16"	1316F-500-U	200
3/8"	1316F-600-U	100
1/2"	1316F-800-U	50
5/8"	1316F-1000-U	50
3/4"	1316F-1200-U	25

Stainless Steel Hex Head Cap Screw Assortment

1,867 Piece Total / Including 2 Steel Bins

USS 1/4" thru 3/4" / S.S. (316)

Part Number: 500-1316LW

Hex Head Cap Screw

Dimension	Part Number	Qty.
1/4-20 X 1/2"	1316-420-08	50
1/4-20 X 3/4"	1316-420-12	50
1/4-20 X 1"	1316-420-16	25
1/4-20 X 1-1/4"	1316-420-20	25
1/4-20 X 1-1/2"	1316-420-24	25
1/4-20 X 1-3/4"	1316-420-28	25
1/4-20 X 2"	1316-420-32	25
1/4-20 X 2-1/4"	1316-420-36	25
5/16-18 X 1/2"	1316-518-08	25
5/16-18 X 3/4"	1316-518-12	25
5/16-18 X 1"	1316-518-16	25
5/16-18 X 1-1/4"	1316-518-20	12
5/16-18 X 1-1/2"	1316-518-24	12
5/16-18 X 1-3/4"	1316-518-28	12
5/16-18 X 2"	1316-518-32	12
5/16-18 X 2-1/4"	1316-518-36	12
5/16-18 X 2-1/2"	1316-518-40	12
5/16-18 X 3"	1316-518-48	12
3/8-16 X 3/4"	1316-616-12	12
3/8-16 X 1"	1316-616-16	12
3/8-16 X 1-1/4"	1316-616-20	12
3/8-16 X 1-1/2"	1316-616-24	12
3/8-16 X 1-3/4"	1316-616-28	12
3/8-16 X 2"	1316-616-32	12
3/8-16 X 2-1/4"	1316-616-36	6
3/8-16 X 2-1/2"	1316-616-40	6
3/8-16 X 3"	1316-616-48	6
1/2-13 X 1"	1316-813-16	6
1/2-13 X 1-1/4"	1316-813-20	6



Hex Head Cap Screw cont.

Dimension	Part Number	Qty.
1/2-13 X 1-1/2"	1316-813-24	6
1/2-13 X 1-3/4"	1316-813-28	6
1/2-13 X 2"	1316-813-32	6
1/2-13 X 2-1/4"	1316-813-36	6
1/2-13 X 2-1/2"	1316-813-40	6
1/2-13 X 3"	1316-813-48	6
5/8-11 X 1-1/2"	1316-1011-24	6
5/8-11 X 1-3/4"	1316-1011-28	6
5/8-11 X 2"	1316-1011-32	6
5/8-11 X 2-1/4"	1316-1011-36	6
5/8-11 X 2-1/2"	1316-1011-40	6
5/8-11 X 3"	1316-1011-48	6
5/8-11 X 3-1/2"	1316-1011-56	3
5/8-11 X 4"	1316-1011-64	3
3/4-10 X 1-1/2"	1316-1210-24	3
3/4-10 X 2"	1316-1210-32	3
3/4-10 X 2-1/4"	1316-1210-36	3
3/4-10 X 2-1/2"	1316-1210-40	3
3/4-10 X 3"	1316-1210-48	3
3/4-10 X 3-1/2"	1316-1210-56	3
3/4-10 X 4"	1316-1210-64	3



Hex Nut

I.D.	Part No.	Qty.
1/4-20	1316N-420	100
5/16-18	1316N-518	100
3/8-16	1316N-616	50
1/2-13	1316N-813	25
5/8-11	1316N-1011	25
3/4-10	1316N-1210	15

Flat Washer

I.D.	Part No.	Qty.
1/4"	1316F-400-U	200
5/16"	1316F-500-U	200
3/8"	1316F-600-U	100
1/2"	1316F-800-U	50
5/8"	1316F-1000-U	50
3/4"	1316F-1200-U	25

Lock Washer

I.D.	Part No.	Qty.
1/4"	1316L-400	100
5/16"	1316L-500	100
3/8"	1316L-600	50
1/2"	1316L-800	25
5/8"	1316L-1000	25
3/4"	1316L-1200	15

STAINLESS STEEL FASTENERS 13

Phillips Drive Pan Head Machine Screws Grade 18-8 Stainless Steel

#4-40 Stainless Steel Phillips Drive Pan Head Machine Screw



Dimension	x	Length	Part No.
#4-40		1/4"	338-440-04
#4-40		5/16"	338-440-05
#4-40		3/8"	338-440-06
#4-40		1/2"	338-440-08
#4-40		5/8"	338-440-10
#4-40		3/4"	338-440-12
#4-40		1"	338-440-16
#4-40		1-1/2"	338-440-24

#6-32 Stainless Steel Phillips Drive Pan Head Machine Screw



Dimension	x	Length	Part No.
#6-32		3/16"	338-632-03
#6-32		1/4"	338-632-04
#6-32		5/16"	338-632-05
#6-32		3/8"	338-632-06
#6-32		1/2"	338-632-08
#6-32		5/8"	338-632-10
#6-32		3/4"	338-632-12
#6-32		1"	338-632-16
#6-32		1-1/4"	338-632-20
#6-32		1-1/2"	338-632-24
#6-32		1-3/4"	338-632-28
#6-32		2"	338-632-32

#8-32 Stainless Steel Phillips Drive Pan Head Machine Screw



Dimension	x	Length	Part No.
#8-32		1/4"	338-832-04
#8-32		5/16"	338-832-05
#8-32		3/8"	338-832-06
#8-32		1/2"	338-832-08
#8-32		5/8"	338-832-10
#8-32		3/4"	338-832-12
#8-32		1"	338-832-16
#8-32		1-1/4"	338-832-20
#8-32		1-1/2"	338-832-24
#8-32		1-3/4"	338-832-28
#8-32		2"	338-832-32
#8-32		2-1/2"	338-832-40

Phillips Drive Pan Head Machine Screws Grade 18-8 Stainless Steel

#10-24 Stainless Steel Phillips Drive Pan Head Machine Screw



Dimension	x	Length	Part No.
#10-24		1/4"	338-1024-04
#10-24		5/16"	338-1024-05
#10-24		3/8"	338-1024-06
#10-24		1/2"	338-1024-08
#10-24		5/8"	338-1024-10
#10-24		3/4"	338-1024-12
#10-24		7/8"	338-1024-14
#10-24		1"	338-1024-16
#10-24		1-1/4"	338-1024-20
#10-24		1-1/2"	338-1024-24
#10-24		1-3/4"	338-1024-28
#10-24		2"	338-1024-32
#10-24		2-1/2"	338-1024-40

#10-32 Stainless Steel Phillips Drive Pan Head Machine Screw



Dimension	x	Length	Part No.
#10-32		1/4"	338-1032-04
#10-32		5/16"	338-1032-05
#10-32		3/8"	338-1032-06
#10-32		1/2"	338-1032-08
#10-32		5/8"	338-1032-10
#10-32		3/4"	338-1032-12
#10-32		1"	338-1032-16
#10-32		1-1/4"	338-1032-20
#10-32		1-1/2"	338-1032-24
#10-32		1-3/4"	338-1032-28
#10-32		2"	338-1032-32
#10-32		2-1/2"	338-1032-40
#10-32		3"	338-1032-48

1/4-20 Stainless Steel Phillips Drive Pan Head Machine Screw



Dimension	x	Length	Part No.
1/4-20		3/8"	338-420-06
1/4-20		1/2"	338-420-08
1/4-20		5/8"	338-420-10
1/4-20		3/4"	338-420-12
1/4-20		7/8"	338-420-14
1/4-20		1"	338-420-16
1/4-20		1-1/4"	338-420-20
1/4-20		1-1/2"	338-420-24
1/4-20		1-3/4"	338-420-28
1/4-20		2"	338-420-32
1/4-20		2-1/2"	338-420-40
1/4-20		3"	338-420-48

STAINLESS STEEL FASTENERS 15

Stainless Steel Phillips Drive Pan Head Machine Screw Assortment

501 Piece Total / S.S. (18-8)
Including Steel Tray
Part Number: 500-338



#6-32

Dimension	X	Length	Part Number	Qty.
#6-32		1/4"	338-632-04	25
#6-32		3/8"	338-632-06	25
#6-32		1/2"	338-632-08	25
#6-32		1"	338-632-16	25
#8-32		3/8"	338-832-06	25
#8-32		1/2"	338-832-08	25
#8-32		3/4"	338-832-12	25
#8-32		1"	338-832-16	25
#10-24		1/2"	338-1024-08	25
#10-24		3/4"	338-1024-12	25
#10-24		1"	338-1024-16	25
#10-24		1-1/4"	338-1024-20	25
#10-32		1/2"	338-1032-08	25
#10-32		3/4"	338-1032-12	25
#10-32		1"	338-1032-16	25
#10-32		1-1/4"	338-1032-20	25
1/4-20		1/2"	338-420-08	25
1/4-20		3/4"	338-420-12	25
1/4-20		1"	338-420-16	25
1/4-20		1-1/2"	338-420-24	25

#8-32

#10-24

#10-32

1/4-20

Phillips Drive Oval Head Machine Screws

Grade 18-8 Stainless Steel

#6-32 Stainless Steel Phillips Drive Oval Head Machine Screw



Dimension	x	Length	Part No.
#6-32		1/4"	1433-632-04
#6-32		5/16"	1433-632-05
#6-32		3/8"	1433-632-06
#6-32		1/2"	1433-632-08
#6-32		5/8"	1433-632-10
#6-32		3/4"	1433-632-12
#6-32		1"	1433-632-16
#6-32		1-1/4"	1433-632-20
#6-32		1-1/2"	1433-632-24
#6-32		2"	1433-632-32

#8-32 Stainless Steel Phillips Drive Oval Head Machine Screw



Dimension	x	Length	Part No.
#8-32		1/4"	1433-832-04
#8-32		5/16"	1433-832-05
#8-32		3/8"	1433-832-06
#8-32		1/2"	1433-832-08
#8-32		5/8"	1433-832-10
#8-32		3/4"	1433-832-12
#8-32		1"	1433-832-16
#8-32		1-1/4"	1433-832-20
#8-32		1-1/2"	1433-832-24
#8-32		1-3/4"	1433-832-28
#8-32		2"	1433-832-32

#10-24 Stainless Steel Phillips Drive Oval Head Machine Screw



Dimension	x	Length	Part No.
#10-24		3/8"	1433-1024-06
#10-24		1/2"	1433-1024-08
#10-24		5/8"	1433-1024-10
#10-24		3/4"	1433-1024-12
#10-24		1"	1433-1024-16
#10-24		1-1/4"	1433-1024-20
#10-24		1-1/2"	1433-1024-24
#10-24		2"	1433-1024-32
#10-24		2-1/2"	1433-1024-40
#10-24		3"	1433-1024-48

Phillips Drive Oval Head Machine Screws

Grade 18-8 Stainless Steel

#10-32
Stainless Steel
Phillips Drive
Oval Head Machine Screw



Dimension	x	Length	Part No.
#10-32		3/8"	1433-1032-06
#10-32		1/2"	1433-1032-08
#10-32		3/4"	1433-1032-12
#10-32		1"	1433-1032-16
#10-32		1-1/4"	1433-1032-20
#10-32		1-1/2"	1433-1032-24
#10-32		2"	1433-1032-32
#10-32		2-1/2"	1433-1032-40
#10-32		3"	1433-1032-48


1/4-20
Stainless Steel
Phillips Drive
Oval Head Machine Screw



Dimension	x	Length	Part No.
1/4-20		3/8"	1433-420-06
1/4-20		1/2"	1433-420-08
1/4-20		3/4"	1433-420-12
1/4-20		1"	1433-420-16
1/4-20		1-1/2"	1433-420-24
1/4-20		2"	1433-420-32
1/4-20		2-1/2"	1433-420-40
1/4-20		3"	1433-420-48

Stainless Steel Phillips Drive Oval Head Machine Screw Assortment

501 Piece Total / S.S. (18-8)
Including Steel Tray
Part Number: 500-1433



#6-32

Dimension	X	Length	Part Number	Qty.
#6-32		1/4"	1433-632-04	25
#6-32		3/8"	1433-632-06	25
#6-32		1/2"	1433-632-08	25
#6-32		1"	1433-632-16	25

#8-32

#8-32		3/8"	1433-832-06	25
#8-32		1/2"	1433-832-08	25
#8-32		3/4"	1433-832-12	25
#8-32		1"	1433-832-16	25

#10-24

#10-24		1/2"	1433-1024-08	25
#10-24		3/4"	1433-1024-12	25
#10-24		1"	1433-1024-16	25
#10-24		1-1/4"	1433-1024-20	25

#10-32

#10-32		1/2"	1433-1032-08	25
#10-32		3/4"	1433-1032-12	25
#10-32		1"	1433-1032-16	25
#10-32		1-1/4"	1433-1032-20	25

1/4-20

1/4-20		1/2"	1433-420-08	25
1/4-20		3/4"	1433-420-12	25
1/4-20		1"	1433-420-16	25
1/4-20		1-1/2"	1433-420-24	25

Phillips Drive Flat Head Machine Screws

Grade 18-8 Stainless Steel / 82° Head Angle

#6-32 Stainless Steel Phillips Drive Flat Head Machine Screw



Dimension	x	Length	Part No.
#6-32		1/4"	1428-632-04
#6-32		5/16"	1428-632-05
#6-32		3/8"	1428-632-06
#6-32		1/2"	1428-632-08
#6-32		5/8"	1428-632-10
#6-32		3/4"	1428-632-12
#6-32		1"	1428-632-16
#6-32		1-1/4"	1428-632-20
#6-32		1-1/2"	1428-632-24
#6-32		1-3/4"	1428-632-28
#6-32		2"	1428-632-32
#6-32		2-1/2"	1428-632-40
#6-32		3"	1428-632-48

#8-32 Stainless Steel Phillips Drive Flat Head Machine Screw



Dimension	x	Length	Part No.
#8-32		1/4"	1428-832-04
#8-32		5/16"	1428-832-05
#8-32		3/8"	1428-832-06
#8-32		1/2"	1428-832-08
#8-32		5/8"	1428-832-10
#8-32		3/4"	1428-832-12
#8-32		1"	1428-832-16
#8-32		1-1/4"	1428-832-20
#8-32		1-1/2"	1428-832-24
#8-32		1-3/4"	1428-832-28
#8-32		2"	1428-832-32
#8-32		2-1/2"	1428-832-40
#8-32		3"	1428-832-48

#10-24 Stainless Steel Phillips Drive Flat Head Machine Screw



Dimension	x	Length	Part No.
#10-24		1/4"	1428-1024-04
#10-24		5/16"	1428-1024-05
#10-24		3/8"	1428-1024-06
#10-24		1/2"	1428-1024-08
#10-24		5/8"	1428-1024-10
#10-24		3/4"	1428-1024-12
#10-24		1"	1428-1024-16

continued

Phillips Drive Flat Head Machine Screws

Grade 18-8 Stainless Steel / 82° Head Angle

#10-24 cont. Stainless Steel Phillips Drive Flat Head Machine Screw



Dimension	x	Length	Part No.
#10-24		1-1/4"	1428-1024-20
#10-24		1-1/2"	1428-1024-24
#10-24		1-3/4"	1428-1024-28
#10-24		2"	1428-1024-32
#10-24		2-1/2"	1428-1024-40
#10-24		3"	1428-1024-48

#10-32 Stainless Steel Phillips Drive Flat Head Machine Screw



Dimension	x	Length	Part No.
#10-32		1/4"	1428-1032-04
#10-32		5/16"	1428-1032-05
#10-32		3/8"	1428-1032-06
#10-32		1/2"	1428-1032-08
#10-32		5/8"	1428-1032-10
#10-32		3/4"	1428-1032-12
#10-32		1"	1428-1032-16
#10-32		1-1/4"	1428-1032-20
#10-32		1-1/2"	1428-1032-24
#10-32		1-3/4"	1428-1032-28
#10-32		2"	1428-1032-32
#10-32		2-1/2"	1428-1032-40
#10-32		3"	1428-1032-48

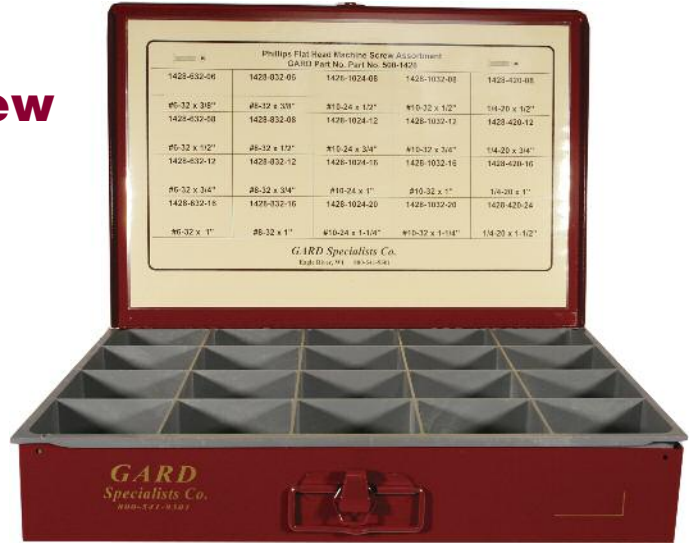
1/4-20 Stainless Steel Phillips Drive Flat Head Machine Screw



Dimension	x	Length	Part No.
1/4-20		3/8"	1428-420-06
1/4-20		1/2"	1428-420-08
1/4-20		5/8"	1428-420-10
1/4-20		3/4"	1428-420-12
1/4-20		1"	1428-420-16
1/4-20		1-1/4"	1428-420-20
1/4-20		1-1/2"	1428-420-24
1/4-20		1-3/4"	1428-420-28
1/4-20		2"	1428-420-32
1/4-20		2-1/2"	1428-420-40
1/4-20		3"	1428-420-48

Stainless Steel Phillips Drive Flat Head Machine Screw Assortment

501 Piece Total / S.S. (18-8)
Including Steel Tray
Part Number: 500-1428



#6-32

Dimension	X	Length	Part Number	Qty.
#6-32		3/8"	1428-632-06	25
#6-32		1/2"	1428-632-08	25
#6-32		3/4"	1428-632-12	25
#6-32		1"	1428-632-16	25

#8-32

#8-32		3/8"	1428-832-06	25
#8-32		1/2"	1428-832-08	25
#8-32		3/4"	1428-832-12	25
#8-32		1"	1428-832-16	25

#10-24

#10-24		1/2"	1428-1024-08	25
#10-24		3/4"	1428-1024-12	25
#10-24		1"	1428-1024-16	25
#10-24		1-1/4"	1428-1024-20	25

#10-32

#10-32		1/2"	1428-1032-08	25
#10-32		3/4"	1428-1032-12	25
#10-32		1"	1428-1032-16	25
#10-32		1-1/4"	1428-1032-20	25

1/4-20

1/4-20		1/2"	1428-420-08	25
1/4-20		3/4"	1428-420-12	25
1/4-20		1"	1428-420-16	25
1/4-20		1-1/2"	1428-420-24	25

Slotted Drive Round Head Machine Screws Grade 18-8 Stainless Steel

#4-40 Stainless Steel Slotted Drive Round Head Machine Screw



Dimension	x	Length	Part No.
#4-40		1/4"	1422-440-04
#4-40		5/16"	1422-440-05
#4-40		3/8"	1422-440-06
#4-40		1/2"	1422-440-08
#4-40		5/8"	1422-440-10
#4-40		3/4"	1422-440-12
#4-40		1"	1422-440-16
#4-40		1-1/2"	1422-440-24
#4-40		2"	1422-440-32

#6-32 Stainless Steel Slotted Drive Round Head Machine Screw



Dimension	x	Length	Part No.
#6-32		1/4"	1422-632-04
#6-32		5/16"	1422-632-05
#6-32		3/8"	1422-632-06
#6-32		1/2"	1422-632-08
#6-32		5/8"	1422-632-10
#6-32		3/4"	1422-632-12
#6-32		1"	1422-632-16
#6-32		1-1/4"	1422-632-20
#6-32		1-1/2"	1422-632-24
#6-32		1-3/4"	1422-632-28
#6-32		2"	1422-632-32
#6-32		3"	1422-632-48

#8-32 Stainless Steel Slotted Drive Round Head Machine Screw



Dimension	x	Length	Part No.
#8-32		1/4"	1422-832-04
#8-32		3/8"	1422-832-06
#8-32		1/2"	1422-832-08
#8-32		5/8"	1422-832-10
#8-32		3/4"	1422-832-12
#8-32		1"	1422-832-16
#8-32		1-1/4"	1422-832-20
#8-32		1-1/2"	1422-832-24
#8-32		1-3/4"	1422-832-28
#8-32		2"	1422-832-32
#8-32		2-1/2"	1422-832-40
#8-32		3"	1422-832-48

Slotted Drive Round Head Machine Screws Grade 18-8 Stainless Steel

#10-24 Stainless Steel Slotted Drive Round Head Machine Screw



Dimension	x	Length	Part No.
#10-24		1/4"	1422-1024-04
#10-24		5/16"	1422-1024-05
#10-24		3/8"	1422-1024-06
#10-24		1/2"	1422-1024-08
#10-24		5/8"	1422-1024-10
#10-24		3/4"	1422-1024-12
#10-24		1"	1422-1024-16
#10-24		1-1/4"	1422-1024-20
#10-24		1-1/2"	1422-1024-24
#10-24		1-3/4"	1422-1024-28
#10-24		2"	1422-1024-32
#10-24		2-1/2"	1422-1024-40
#10-24		3"	1422-1024-48

#10-32 Stainless Steel Slotted Drive Round Head Machine Screw



Dimension	x	Length	Part No.
#10-32		1/4"	1422-1032-04
#10-32		5/16"	1422-1032-05
#10-32		3/8"	1422-1032-06
#10-32		1/2"	1422-1032-08
#10-32		5/8"	1422-1032-10
#10-32		3/4"	1422-1032-12
#10-32		1"	1422-1032-16
#10-32		1-1/4"	1422-1032-20
#10-32		1-1/2"	1422-1032-24
#10-32		1-3/4"	1422-1032-28
#10-32		2"	1422-1032-32
#10-32		2-1/2"	1422-1032-40
#10-32		3"	1422-1032-48

1/4"-20 Stainless Steel Slotted Drive Round Head Machine Screw



Dimension	x	Length	Part No.
1/4"-20		3/8"	1422-420-06
1/4"-20		1/2"	1422-420-08
1/4"-20		5/8"	1422-420-10
1/4"-20		3/4"	1422-420-12
1/4"-20		1"	1422-420-16
1/4"-20		1-1/4"	1422-420-20
1/4"-20		1-1/2"	1422-420-24
1/4"-20		1-3/4"	1422-420-28
1/4"-20		2"	1422-420-32
1/4"-20		2-1/2"	1422-420-40
1/4"-20		3"	1422-420-48

Stainless Steel Slotted Drive Round Head Machine Screw Assortment

501 Piece Total / S.S. (18-8)
Including Steel Tray
Part Number: 500-1422



#6-32

Dimension	X	Length	Part Number	Qty.
#6-32		1/4"	1422-632-04	25
#6-32		3/8"	1422-632-06	25
#6-32		1/2"	1422-632-08	25
#6-32		3/4"	1422-632-12	25

#8-32

#8-32		1/4"	1422-832-04	25
#8-32		3/8"	1422-832-06	25
#8-32		1/2"	1422-832-08	25
#8-32		3/4"	1422-832-12	25

#10-24

#10-24		3/8"	1422-1024-06	25
#10-24		1/2"	1422-1024-08	25
#10-24		3/4"	1422-1024-12	25
#10-24		1"	1422-1024-16	25

#10-32

#10-32		3/8"	1422-1032-06	25
#10-32		1/2"	1422-1032-08	25
#10-32		3/4"	1422-1032-12	25
#10-32		1"	1422-1032-16	25

1/4"-20

1/4"-20		3/8"	1422-420-06	25
1/4"-20		1/2"	1422-420-08	25
1/4"-20		3/4"	1422-420-12	25
1/4"-20		1"	1422-420-16	25

STAINLESS STEEL FASTENERS 25

Stainless Steel Slotted Drive Round Head Machine Screw Long Assortment

501 Piece Total / S.S. (18-8)
Including Steel Tray
Part Number: 500-1422L



Dimension	X	Length	Part Number	Qty.
#6-32		1"	1422-632-16	25
		1-1/4"	1422-632-20	25
		1-1/2"	1422-632-24	25
		2"	1422-632-32	25
#8-32		1"	1422-832-16	25
		1-1/4"	1422-832-20	25
		1-1/2"	1422-832-24	25
		2"	1422-832-32	25
#10-24		1-1/4"	1422-1024-20	25
		1-1/2"	1422-1024-24	25
		1-3/4"	1422-1024-28	25
		2"	1422-1024-32	25
#10-32		1-1/4"	1422-1032-20	25
		1-1/2"	1422-1032-24	25
		1-3/4"	1422-1032-28	25
		2"	1422-1032-32	25
1/4"-20		1-1/4"	1422-420-20	25
		1-1/2"	1422-420-24	25
		1-3/4"	1422-420-28	25
		2"	1422-420-32	25

Slotted Drive Pan Head Machine Screws

Grade 18-8 Stainless Steel

#6-32 Stainless Steel Slotted Drive Pan Head Machine Screw



Dimension	x	Length	Part No.
#6-32		3/16"	332-632-03
#6-32		1/4"	332-632-04
#6-32		5/16"	332-632-05
#6-32		3/8"	332-632-06
#6-32		1/2"	332-632-08
#6-32		5/8"	332-632-10
#6-32		3/4"	332-632-12
#6-32		1"	332-632-16
#6-32		1-1/4"	332-632-20
#6-32		1-1/2"	332-632-24

#8-32 Stainless Steel Slotted Drive Pan Head Machine Screw



Dimension	x	Length	Part No.
#8-32		1/4"	332-832-04
#8-32		5/16"	332-832-05
#8-32		3/8"	332-832-06
#8-32		1/2"	332-832-08
#8-32		5/8"	332-832-10
#8-32		3/4"	332-832-12
#8-32		7/8"	332-832-14
#8-32		1"	332-832-16
#8-32		1-1/4"	332-832-20
#8-32		1-1/2"	332-832-24
#8-32		2"	332-832-32

#10-24 Stainless Steel Slotted Drive Pan Head Machine Screw



Dimension	x	Length	Part No.
#10-24		1/4"	332-1024-04
#10-24		3/8"	332-1024-06
#10-24		1/2"	332-1024-08
#10-24		5/8"	332-1024-10
#10-24		3/4"	332-1024-12
#10-24		1"	332-1024-16
#10-24		1-1/4"	332-1024-20
#10-24		1-1/2"	332-1024-24
#10-24		1-3/4"	332-1024-28
#10-24		2"	332-1024-32

Slotted Drive Pan Head Machine Screws

Grade 18-8 Stainless Steel

#10-32 Stainless Steel Slotted Drive Pan Head Machine Screw



Dimension	x	Length	Part No.
#10-32		1/4"	332-1032-04
#10-32		5/16"	332-1032-05
#10-32		3/8"	332-1032-06
#10-32		1/2"	332-1032-08
#10-32		5/8"	332-1032-10
#10-32		3/4"	332-1032-12
#10-32		7/8"	332-1032-14
#10-32		1"	332-1032-16
#10-32		1-1/4"	332-1032-20
#10-32		1-1/2"	332-1032-24
#10-32		2"	332-1032-32

1/4-20 Stainless Steel Slotted Drive Pan Head Machine Screw



Dimension	x	Length	Part No.
1/4-20		3/8"	332-420-06
1/4-20		1/2"	332-420-08
1/4-20		5/8"	332-420-10
1/4-20		3/4"	332-420-12
1/4-20		1"	332-420-16
1/4-20		1-1/4"	332-420-20

**Stainless Steel
Slotted Drive
Pan Head Machine Screw
Assortment**

**501 Piece Total / S.S. (18-8)
Including Steel Tray
Part Number: 500-332**



#6-32

Dimension	X	Length	Part Number	Qty.
#6-32		1/4"	332-632-04	25
#6-32		3/8"	332-632-06	25
#6-32		1/2"	332-632-08	25
#6-32		3/4"	332-632-12	25

#8-32

#8-32		1/4"	332-832-04	25
#8-32		3/8"	332-832-06	25
#8-32		1/2"	332-832-08	25
#8-32		3/4"	332-832-12	25

#10-24

#10-24		1/4"	332-1024-04	25
#10-24		3/8"	332-1024-06	25
#10-24		1/2"	332-1024-08	25
#10-24		3/4"	332-1024-12	25

#10-32

#10-32		1/4"	332-1032-04	25
#10-32		3/8"	332-1032-06	25
#10-32		1/2"	332-1032-08	25
#10-32		3/4"	332-1032-12	25

1/4-20

1/4-20		3/8"	332-420-06	25
1/4-20		1/2"	332-420-08	25
1/4-20		3/4"	332-420-12	25
1/4-20		1"	332-420-16	25

Slotted Drive Flat Head Machine Screws

Grade 18-8 Stainless Steel / 82° Head Angle

#6-32 Stainless Steel Slotted Drive Flat Head Machine Screw



Dimension	x	Length	Part No.
#6-32		1/4"	1421-632-04
#6-32		5/16"	1421-632-05
#6-32		3/8"	1421-632-06
#6-32		7/16"	1421-632-07
#6-32		1/2"	1421-632-08
#6-32		5/8"	1421-632-10
#6-32		3/4"	1421-632-12
#6-32		7/8"	1421-632-14
#6-32		1"	1421-632-16
#6-32		1-1/4"	1421-632-20
#6-32		1-1/2"	1421-632-24
#6-32		2"	1421-632-32

#8-32 Stainless Steel Slotted Drive Flat Head Machine Screw



Dimension	x	Length	Part No.
#8-32		1/4"	1421-832-04
#8-32		5/16"	1421-832-05
#8-32		3/8"	1421-832-06
#8-32		7/16"	1421-832-07
#8-32		1/2"	1421-832-08
#8-32		5/8"	1421-832-10
#8-32		3/4"	1421-832-12
#8-32		7/8"	1421-832-14
#8-32		1"	1421-832-16
#8-32		1-1/4"	1421-832-20
#8-32		1-1/2"	1421-832-24
#8-32		1-3/4"	1421-832-28
#8-32		2"	1421-832-32

#10-24 Stainless Steel Slotted Drive Flat Head Machine Screw



Dimension	x	Length	Part No.
#10-24		1/4"	1421-1024-04
#10-24		3/8"	1421-1024-06
#10-24		1/2"	1421-1024-08
#10-24		5/8"	1421-1024-10
#10-24		3/4"	1421-1024-12
#10-24		7/8"	1421-1024-14
#10-24		1"	1421-1024-16

continued

Slotted Drive Flat Head Machine Screws

Grade 18-8 Stainless Steel / 82° Head Angle

#10-24 cont. Stainless Steel Slotted Drive Flat Head Machine Screw



Dimension	x	Length	Part No.
#10-24		1-1/4"	1421-1024-20
#10-24		1-1/2"	1421-1024-24
#10-24		1-3/4"	1421-1024-28
#10-24		2"	1421-1024-32
#10-24		2-1/2"	1421-1024-40
#10-24		3"	1421-1024-48

#10-32 Stainless Steel Slotted Drive Flat Head Machine Screw



Dimension	x	Length	Part No.
#10-32		1/4"	1421-1032-04
#10-32		5/16"	1421-1032-05
#10-32		3/8"	1421-1032-06
#10-32		1/2"	1421-1032-08
#10-32		5/8"	1421-1032-10
#10-32		3/4"	1421-1032-12
#10-32		7/8"	1421-1032-14
#10-32		1"	1421-1032-16
#10-32		1-1/4"	1421-1032-20
#10-32		1-1/2"	1421-1032-24
#10-32		1-3/4"	1421-1032-28
#10-32		2"	1421-1032-32

1/4-20 Stainless Steel Slotted Drive Flat Head Machine Screw



Dimension	x	Length	Part No.
1/4-20		3/8"	1421-420-06
1/4-20		1/2"	1421-420-08
1/4-20		5/8"	1421-420-10
1/4-20		3/4"	1421-420-12
1/4-20		7/8"	1421-420-14
1/4-20		1"	1421-420-16
1/4-20		1-1/4"	1421-420-20
1/4-20		1-1/2"	1421-420-24
1/4-20		2"	1421-420-32
1/4-20		2-1/2"	1421-420-40
1/4-20		3"	1421-420-48

Stainless Steel Slotted Drive Flat Head Machine Screw Assortment

501 Piece Total
S.S. (18-8) / 82° Head Angle
Including Steel Tray
Part Number: 500-1421



#6-32

Dimension	X	Length	Part Number	Qty.
#6-32		1/4"	1421-632-04	25
#6-32		3/8"	1421-632-06	25
#6-32		1/2"	1421-632-08	25
#6-32		3/4"	1421-632-12	25

#8-32

#8-32		1/4"	1421-832-04	25
#8-32		3/8"	1421-832-06	25
#8-32		1/2"	1421-832-08	25
#8-32		3/4"	1421-832-12	25

#10-24

#10-24		3/8"	1421-1024-06	25
#10-24		1/2"	1421-1024-08	25
#10-24		3/4"	1421-1024-12	25
#10-24		1"	1421-1024-16	25

#10-32

#10-32		3/8"	1421-1032-06	25
#10-32		1/2"	1421-1032-08	25
#10-32		3/4"	1421-1032-12	25
#10-32		1"	1421-1032-16	25

1/4-20

1/4-20		3/8"	1421-420-06	25
1/4-20		1/2"	1421-420-08	25
1/4-20		3/4"	1421-420-12	25
1/4-20		1"	1421-420-16	25

Stainless Steel Machine Screw Hex Nuts, Flat and Lock Washers Grade 18-8



Machine Screw Size Hex Nuts

Size	X	Width	Part No.
#6-32		5/16"	30N-632
#8-32		11/32"	30N-832
#10-24		3/8"	30N-1024
#10-32		3/8"	30N-1032
1/4-20		7/16"	30N-420



Machine Screw Size Flat Washers

I.D.	O.D.	Part No.
#6 or 1/8"	3/8"	30F-6
#8	3/8"	30F-8
#10 or 3/16"	7/16"	30F-10
1/4"	5/8"	30F-04



Machine Screw Size Lock Washers

I.D.	O.D.	Part No.
#6 or 1/8"	1/4"	30L-6
#8	19/64"	30L-8
#10 or 3/16"	21/64"	30L-10
1/4"	31/64"	30L-04

Stainless Steel Machine Screw Hex Nuts, Flat and Lock Washer Assortment

1,501 Piece Total / Including Steel Tray
Part Number: 500-188-NFL



Machine Screw Size Hex Nuts

Size	X	Width	Part No	Qty.
#6-32		5/16"	30N-632	100
#8-32		11/32"	30N-832	100
#10-24		3/8"	30N-1024	100
#10-32		3/8"	30N-1032	100
1/4-20		7/16"	30N-420	100

Machine Screw Size Flat Washers

I.D.	O.D.	Part No.	Qty.
#6 or 1/8"	3/8"	30F-6	100
#8	3/8"	30F-8	100
#10 or 3/16"	7/16"	30F-10	200
1/4"	5/8"	30F-04	100

Machine Screw Size Lock Washers

I.D.	O.D.	Part No.	Qty.
#6 or 1/8"	3/8"	30L-6	100
#8	3/8"	30L-8	100
#10 or 3/16"	7/16"	30L-10	200
1/4"	5/8"	30L-04	100

Phillips Drive Pan Head Tapping Screws

Grade 18-8 Stainless Steel

#6
Stainless Steel
Phillips Drive
Pan Head Tapping Screw



Dimension	x	Length	Part No.
#6		1/4"	1426-604
#6		3/8"	1426-606
#6		1/2"	1426-608
#6		5/8"	1426-610
#6		3/4"	1426-612
#6		1"	1426-616
#6		1-1/4"	1426-620
#6		1-1/2"	1426-624
#6		2"	1426-632

#8
Stainless Steel
Phillips Drive
Pan Head Tapping Screw



Dimension	x	Length	Part No.
#8		3/8"	1426-806
#8		1/2"	1426-808
#8		5/8"	1426-810
#8		3/4"	1426-812
#8		1"	1426-816
#8		1-1/4"	1426-820
#8		1-1/2"	1426-824
#8		2"	1426-832

#10
Stainless Steel
Phillips Drive
Pan Head Tapping Screw



Dimension	x	Length	Part No.
#10		1/2"	1426-1008
#10		5/8"	1426-1010
#10		3/4"	1426-1012
#10		1"	1426-1016
#10		1-1/4"	1426-1020
#10		1-1/2"	1426-1024
#10		2"	1426-1032
#10		2-1/2"	1426-1040

#12
Stainless Steel
Phillips Drive
Pan Head Tapping Screw



Dimension	x	Length	Part No.
#12		1/2"	1426-1208
#12		3/4"	1426-1212
#12		1"	1426-1216
#12		1-1/4"	1426-1220
#12		1-1/2"	1426-1224
#12		2"	1426-1232
#12		2-1/2"	1426-1240

Phillips Drive Pan Head Tapping Screws Grade 18-8 Stainless Steel

#14 Stainless Steel Phillips Drive Pan Head Tapping Screw



Dimension	x	Length	Part No.
#14		1/2"	1426-1408
#14		3/4"	1426-1412
#14		1"	1426-1416
#14		1-1/4"	1426-1420
#14		1-1/2"	1426-1424
#14		2"	1426-1432

Stainless Steel Phillips Drive Pan Head Tapping Screw Assortment

501 Piece Total / S.S. (18-8) / Including Steel Tray
Part Number: 500-1426

	Dimension	X	Length	Part Number	Qty.
#6	#6		3/8"	1426-606	25
	#6		1/2"	1426-608	25
	#6		5/8"	1426-610	25
	#6		3/4"	1426-612	25
	#6		1"	1426-616	25
#8	#8		1/2"	1426-808	25
	#8		5/8"	1426-810	25
	#8		3/4"	1426-812	25
	#8		1"	1426-816	25
	#8		1-1/4"	1426-820	25
#10	#10		1/2"	1426-1008	25
	#10		3/4"	1426-1012	25
	#10		1"	1426-1016	25
	#10		1-1/4"	1426-1020	25
	#10		1-1/2"	1426-1024	25
#12	#12		1/2"	1426-1208	25
	#12		3/4"	1426-1212	25
	#12		1"	1426-1216	25
	#12		1-1/4"	1426-1220	25
	#12		1-1/2"	1426-1224	25



STAINLESS STEEL FASTENERS 35